



# Budapest

## Public Transport Guide

In this Guide you'll learn about the Public Transport of Budapest:

- What are the kinds of Tickets and Passes Available?
- When do you need to Validate a ticket?
- What are the most important Tips and Information?
- What to do in different Scenarios



If you find this Information useful and want to learn more about Budapest, check out our YouTube Channel [Here](#).



Last updated: 2025 April 01

**Start Here**

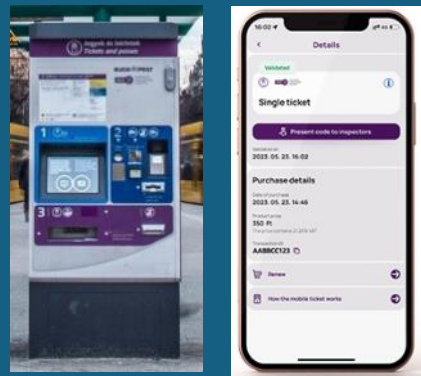
Are you 65 or older?

No

Yes

Great! Public Transport in Budapest is **Free for you**. Carry a Photo ID (passport, license etc.) that can verify your age, and you are good to go! You are all set! This is Valid for everybody irrespective of the Country of Origin.

You will need a Pass or a Ticket:  
1, Physical Tickets and Passes via Vending Machine  
2, Digital Tickets and Passes via the Budapest Go App



Did you arrive at the Airport and want to go to the city center with Public Transport?

No

Links with More Information About:  
1, [Taxi](#)  
2, [Shuttle Service](#)

Go to Next Page for details on Public Transport Tickets and Passes >>>

Yes

You have two Options:

Or

**Special Service Bus 100E**  
(Fastest)  
**Needs Special Ticket.** Regular Tickets and Passes are Not Accepted.

Airport Shuttle Bus (100E) Ticket  
Price: 2200 HUF / ~5,5 € / ~5,5 USD

**Regular Bus 200E to Kőbánya-Kispest**  
Subway Station, then the Subway M3 to City Center (Cheapest)  
**Regular Tickets and Passes Accepted**

Go to Next Page for details on Tickets and Passes >>>

Or

Pay and Go Service by using Tap & Pay Bank Cards.  
[Link for more Info](#)



Physical Ticket from Vending Machine or Digital Ticket from Budapest Go





## Descriptions of Different kinds of Passes and Tickets

Type of tickets and passes	Description	Good For	When do I validate (see next pages for validation info*)
Single Ticket	Valid for a Single Fare on Bus, Tram, Trolley or Suburban Railway. On Subway it is valid for entire Subway Network, see last page for more info*	Using Public transport very rarely (not using Public transport more than 5 times in 24h)	When boarding a vehicle or entering the Subway Network
30 Minute or 90 Minute Ticket (Digital Only)	Valid for multiple fares, if each fare is started within the 30/90-minute period (if you board a Bus in the 29 <sup>th</sup> or 89 <sup>th</sup> minute after the first validation, that ride is still included)	A planned out single long-distance travel within the City of Budapest	Each time when boarding a vehicle or entering the Subway Network within the Validity period
24h or 72h Travel Card (Travel Pass)	Valid for unlimited travel within the Timeframe of 24h or 72h. Not to be Confused with the Budapest Card**	Using Public Transport frequently to explore Budapest efficiently and conveniently	It is Valid from the Date and time set up during the time of Purchase (By default this is the time of purchase but can be modified for a future date as well)
15 Day Budapest Pass	Valid for unlimited travel within the Timeframe of 15 Days	People who need to use Budapest Public transport for more than 72h as it is just about 450 HUF more expensive***	It is Valid from the Date and time set up during the time of Purchase (By default this is the time of purchase but can be modified for a future date as well)



## What kind of Vehicles are included in the Tickets and Passes?

Single  
Tickets



**Blue Buses**



**Yellow Trams**



**Red Trolley Bus**



**Subway**



**Green Suburban Rail (!)**

Passes /  
Travel Cards

**All of the  
Above**

+



**Domestic Trains within  
the Boundaries of Budapest**

Not Covered  
by Any



**Heritage Services  
(Nostalgia Járat)**



**Castle  
Funicular**



**Normafa  
Children's Railway**



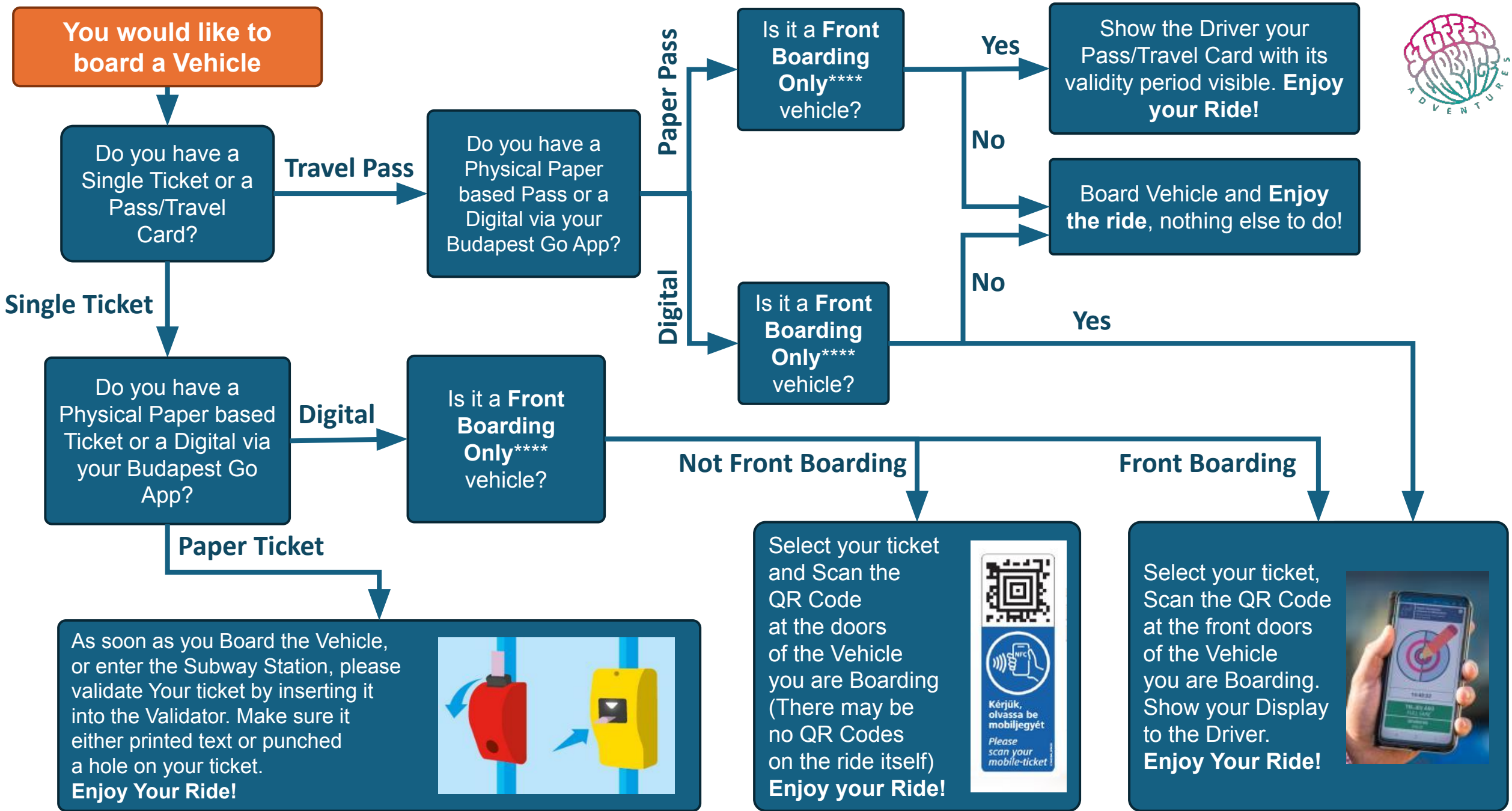
**Zugliget  
Chairlift**



**Hop On  
Hop Off Buses**

(!) Tickets and Passes to the Suburban Railway are only valid within the boundaries of Budapest.  
Outside of the Boundaries you need Supplemental Tickets







You would like to Enter  
a Subway Station

Do you have a  
Single Ticket or a  
Pass/Travel  
Card?

Travel Pass

Nothing to do, Enter the Station  
and **Enjoy the ride!**

Single Ticket

Do you have a  
Physical Paper based  
Ticket or a Digital via  
your Budapest Go  
App?

Digital

Select your ticket,  
Scan the QR Code  
at the entrance  
of the Station  
**Enjoy your Ride!**



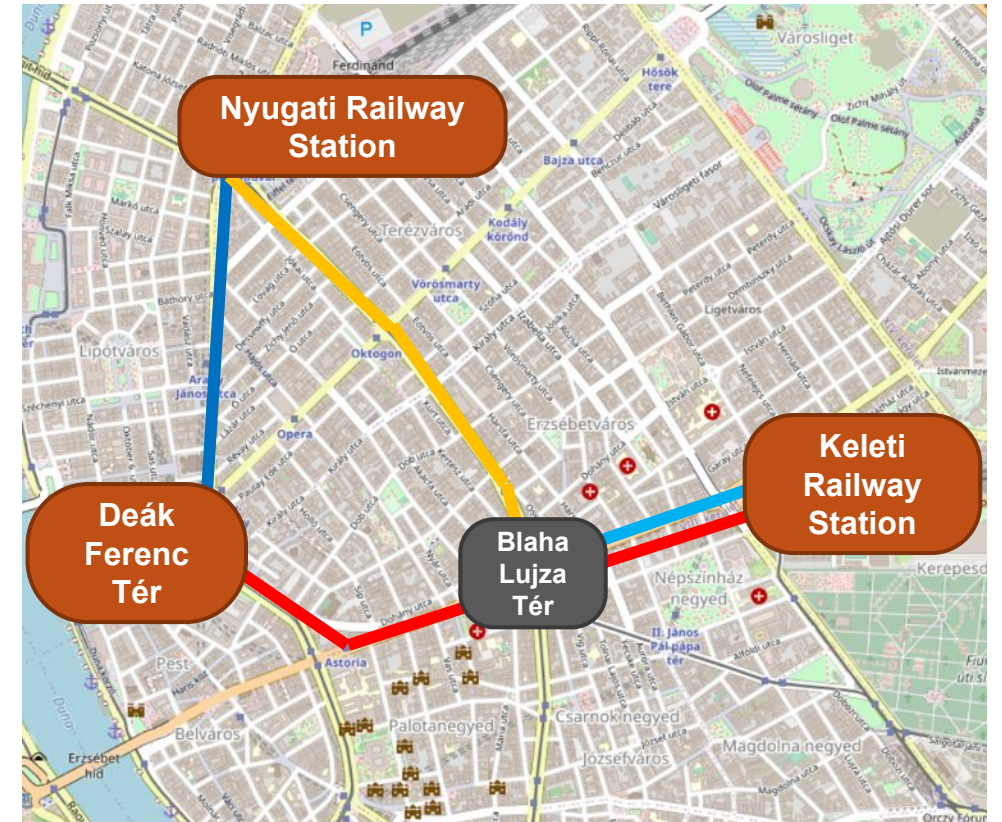
Paper Ticket

As soon as you enter the Station,  
or the Subway Station, please  
validate Your ticket by inserting it  
into the Validator. Make sure it  
prints text on your ticket.  
**Enjoy Your Ride!**



The Subway Network can be used with 1 Single ticket (\*)  
Example: You can take **M3 Subway** from Nyugati Railway  
Station and at Deák Ferenc Tér Station you can Transfer to  
**M2 Subway** to Keleti Railway Station for just 1 Single ticket.  
If you choose **Tramline 4 or 6** from Nyugati Railway Station  
to Blaha Lujza Tér and then transfer to a **Bus** towards Keleti  
Railway Station, you will need 2 tickets for the 2 fares you  
took.

This doesn't matter if you have a Pass/Travel Card.



**You have been stopped  
for an Inspection**

During your Travels,  
you may be stopped  
on vehicles or  
at the entrances/exits  
of Subway Stations  
by Inspectors  
for an inspection.  
During these encounters  
you must present  
a Valid Ticket/Pass.



Do you have a Physical  
Paper based Ticket/Pass or  
a Digital via your Budapest  
Go App?

**Paper  
Ticket**

Just show the Valid Paper  
Based Ticket or Pass to the  
Inspector!

**Digital**

Select your Valid  
Ticket/Pass in the Budapest  
Go App and Click the  
Inspector Icon. This will  
bring up your unique QR  
Code. Show it to the  
Inspector so they can scan  
the code and check validity.

The Inspectors may read  
the QR code on the Pass to  
check the validity, or on  
tickets there may be a small  
code that contains the Date  
and Time when it was  
validated. Older Validators  
(Usually Red) will Punch a  
hole onto the ticket at a  
specific spot.

## Good To Know and other Asterisks from Previous Pages

### \* Single Tickets on the Subway Network

A Single ticket is valid for the entire Subway Network. This means that you can take for example M2 Subway to a Station with Transfer Options to M3 Subway. You can transfer to the other line without leaving the Network and use only 1 Single ticket. Example: From Nyugati Railway Station □ Deak Ferenc Ter Station □ Keleti Palyaudvar Station

### \*\*\* 72h Travel Card vs 15 Day Pass

The 72-hour Travel card is focused on Visitors of Budapest and 15 Day Pass is aimed at locals, but anybody can buy them. 72-hours pass costs 5500 HUF, and the 15-day pass is 5950 HUF. If you stay longer than 72-hours, then it's worth considering the 15-day Pass as it's only 450 HUF more but it's still worth it if you just stay a day longer.

### Children between Ages 6-14

Children between Ages 6-14 who do not attend a Hungarian School can get a discount Pupil ticket irrespective of their nationality. More information available here. Students attending EU, EEA or Switzerland schools/universities with valid Student ID can also buy a Discount Pass, but other students aged 15+ cannot unfortunately. Higher Education student pass info here.

### Children under the Age of 6

Children under the Age of 6 can ride the Budapest Public Transport for Free, must be accompanied by an adult. For all the different Discounts please check the most recent Discounts page of BKK: More info here.

### \*\* Travel Cards vs the Budapest Card

The Budapest Card is a Tourist Focused offering: Besides the Public Transport Pass it also offers Free Entry to some attractions and Discounts. It is expensive and proper planning and tight schedule is needed to get the most value out of it. More info here.



### \*\*\*\* Front Boarding Only Vehicles

Buses and Trolley Buses will Display a Sign saying that it's Front Door Boarding. (Felszállás az első ajtón) In this case you can only Board the bus at the first Door. More info here.



### Day trip to Szentendre

Szentendre is a small-town North of Budapest. The easiest way to get there is with the H5 Suburban Railway from Batthyány Tér Station. Travel Cards, Passes and Single tickets do NOT cover the whole trip. They only cover the distance within the boundaries of Budapest. At the Station you can buy Supplemental Tickets at the Vending Machines







# Thank You



If you find this Information useful and want to learn more about Budapest, check out our YouTube Channel [Here.](#)

You can find further details and information on the official Public Transport Company website:

- BKK Website – [Click Here](#)
- Budapest Go App Information – [Click Here](#)
- All Tickets and Passes Listed – [Click Here](#)
- Information about Airport Express – [Click Here](#)
- Discounts Available – [Click Here](#)
- Special Services (Heritage Rides, Funicular etc.) – [Click Here](#)
- Pay&Go with Bank Cards Information – [Click Here](#)